

Slide 1

Student test scores
in math computation
in some mid-Atlantic states
and the implications for
chemistry instruction

Presented 4/10/2010 to the ACS Mid-Atlantic Regional Meeting
By Rick Nelson, Retired Instructor
EANelson@ChemReview.Net

In my view,

(Vote for ONE:)

In helping students succeed in **first-year** chem, the **math background** of entering students is:

- A. A major problem
- B. A minor problem
- C. Not a problem

3

Good Afternoon. My slides today, with plenty of references, are posted on the web. I will cover just selected slides, but I will put up the web address at the end where you may view the slides with additional detail if you find any of them interesting.

Could I ask: How many of you frequently teach any form of first year college chemistry?

Anyone teach High School or AP chemistry?

My focus today is going to be on calculations in those courses.

I'd like to start by asking you to please

read the question on this slide

-- then be ready to vote for A, B, or C.

Ready? How many of you would vote raise your hand. for A, _____ B?
_____ C? _____

(Voting audience was 100% major)

Slide 4

Vote for ONE:

To solve *calculations* in first-year Chem,
it is *most* important for students to have
background knowledge in

- A. Use of a calculator
- B. The theory of mathematics
- C. Fundamentals of math computation

4

Please read and be ready to vote.

We ask students To be able to solve like THIS

Slide 5

$$\begin{aligned} \mathcal{E} &= \mathcal{E}_{\text{cell}}^{\circ} - \frac{0.0591}{n} \log(Q) \\ &= 1.76 - \frac{0.0591}{2} \log \left(\frac{[\text{Zn}^{2+}][\text{VO}^{2+}]^2}{[\text{VO}_2^+]^2[\text{H}^+]^4} \right) \\ &= 1.76 - \frac{0.0591}{2} \log \left(\frac{(1.0 \times 10^{-1})(1.0 \times 10^{-2})^2}{(2.0)^2(0.50)^4} \right) \\ &= 1.76 - \frac{0.0591}{2} \log (4 \times 10^{-5}) = 1.76 + 0.13 = 1.89 \text{ V} \end{aligned}$$

-- Zumdahl, 5th edition

5

Or THIS

Slide 6

$$\begin{aligned} \mathcal{M} &= \frac{dRT}{P} \\ &= \frac{(3.09 \text{ g/L})(0.0821 \text{ L-atm/mol-K})(304 \text{ K})}{(735/760) \text{ atm}} \\ &= 79.7 \text{ g/mol} \end{aligned}$$

-- Brown, Lemay, 8th Ed. p. 368

6

Or this

Slide 7

thus

$$u_{\text{rms}} = \sqrt{\frac{3 \left(8.3145 \frac{\text{J}}{\text{K} \cdot \text{mol}} \right) (298 \text{ K})}{4.00 \times 10^{-3} \frac{\text{kg}}{\text{mol}}}} = \sqrt{1.86 \times 10^6 \frac{\text{J}}{\text{kg}}}$$

Since the units of J are $\text{kg} \cdot \text{m}^2/\text{s}^2$, this expression becomes

$$\sqrt{1.86 \times 10^6 \frac{\text{kg} \cdot \text{m}^2}{\text{kg} \cdot \text{s}^2}} = 1.36 \times 10^3 \text{ m/s}$$

-- Zumdahl, 5th Ed. p. 218

Slide 8

Vote for ONE:
To solve *calculations* in General Chem,
it is *most* important for students to have
background knowledge in

- A. Use of a calculator
- B. The theory of mathematics
- C. Fundamentals of math computation

8

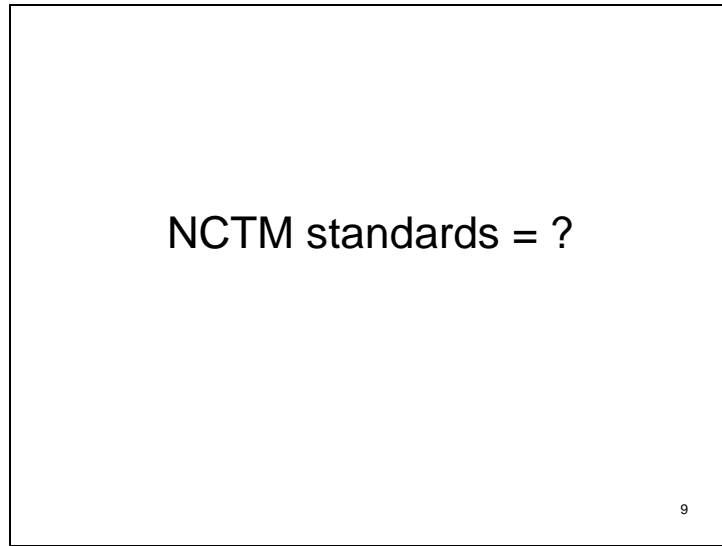
All of these are important.

But if you had to pick ONE, Which is most important?

How many vote for A: _____ B: _____ C:

(Voting audience was 100% math computation)

Slide 9



Question 3

If you are familiar with the NCTM standards,
please raise your hand?

Virginia Math Results:

- Stanford 9 standardized test given statewide
- National percentile average = 50 on 1995 norms

VA all students	Grade 9				
	1998	1999	2000	2001	2002
Total Math	54	55	55	55	55

10

My goal today is to look at the evidence. Is math preparation is a problem? If so, WHY? And how can we fix the problem?

About 8 years ago, I was asked to represent my Virginia faculty organization

On a task force looking at the issue

Of why so many students entering college were needing remediation.

Being a chem instructor, I thought the problem was the K-12 math programs

But when I looked at the standardized tests, in "Total Math"

Virginia scores were above average – average being the 50th percentile -- and steady. (point)

But when I looked in the report detail, I found that on the test VA was using

Two **subtests** were reported described as

- “**Math Problem Solving**, which focuses on **reasoning** skills, and
- **Math Procedures**, which measures the student’s facility with **computation**.”

Talk them

Virginia Math Test Scores

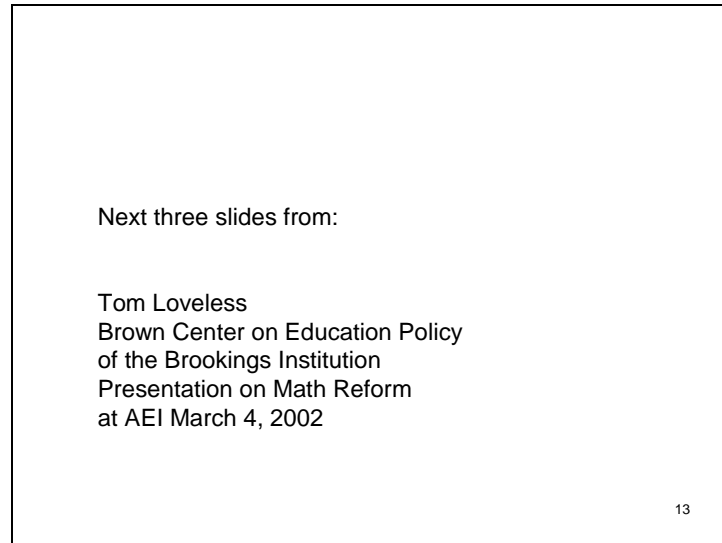
VA Stanford 9	Grade 9				
	1998	1999	2000	2001	2002
Total Math	54	55	55	55	55
Problem Solving	58	61	63	64	65
Procedures	46	44	42	41	39

12

The scores went UP in math theory,
but they were low -- and going lower --in computation.

When The 39th percentile is your state average in math computation,
Not many kids are going to be prepared for the rigor and pace of
college chemistry.

Slide 13



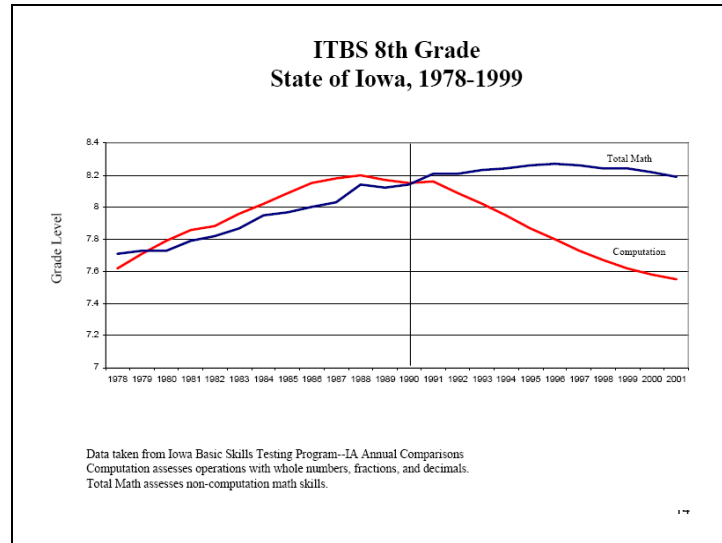
I went looking for additional data.

And I found a report from

Tom Loveless at the Brookings Institution

Tom said the best data was for the state of

Slide 14



Iowa.

In Iowa, like Virginia, each K-12 district does its own textbook adoption

So you get a random sample of curricula nationally.

And Iowa gave the same test for over 20 years.

Compare the BLUE line and the RED

Both went up between together between 1978 and 1990

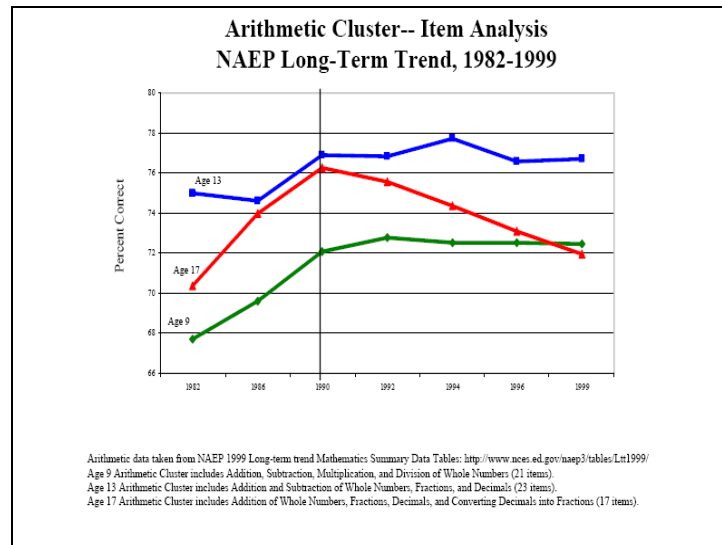
But starting in 1990, total math flattens out and computation goes down

Just like Virginia.

And (important point) total math hides computation.

Dr. Loveless also looked at a nation-wide measure:

Slide 15



The national assessment of educational progress (the “nape”)

Given every two years in each state.

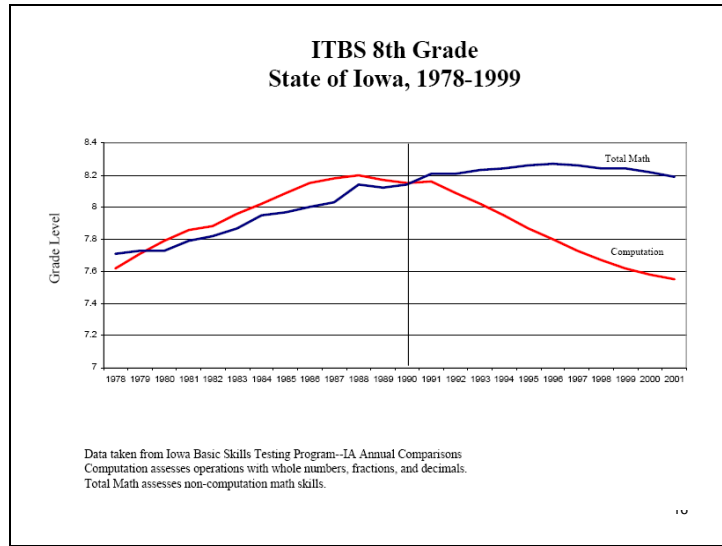
For the 17 year olds in red

Tom looked at questions that involved the arithmetic that we do a lot of in chemistry

And found that scores went up from 1982 to 1990

But after 1990, went down.

Slide 16



Just like for math COMPUTATION in Iowa

Slide 17

thus

$$u_{\text{rms}} = \sqrt{\frac{3 \left(8.3145 \frac{\text{J}}{\text{K} \cdot \text{mol}} \right) (298 \text{ K})}{4.00 \times 10^{-3} \frac{\text{kg}}{\text{mol}}}} = \sqrt{1.86 \times 10^6 \frac{\text{J}}{\text{kg}}}$$

Since the units of J are $\text{kg} \cdot \text{m}^2/\text{s}^2$, this expression becomes

$$\sqrt{1.86 \times 10^6 \frac{\text{kg} \cdot \text{m}^2}{\text{kg} \cdot \text{s}^2}} = 1.36 \times 10^3 \text{ m/s}$$

-- Zumdahl, 5th Ed. p. 218

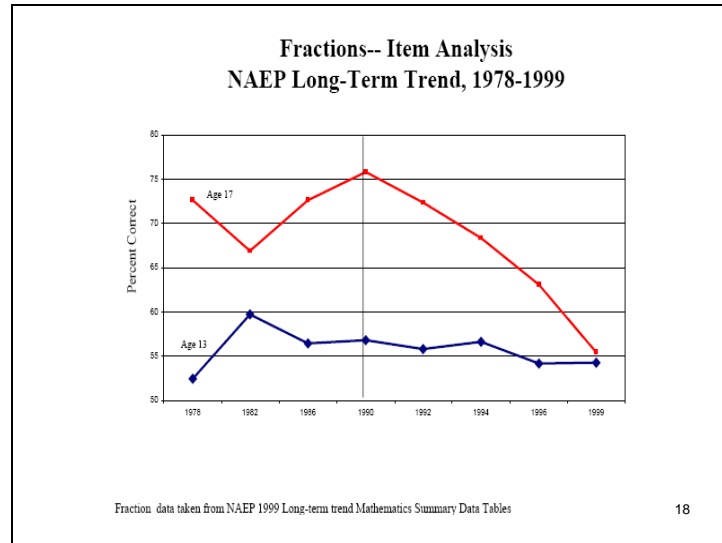
17

- 7:20 -

In chemistry, we need to solve some fractions.

And Dr. Loveless looked at fractions on the NAEP:

Slide 18



And found , for the 17 year olds in red, fluctuation,

Then a dramatic decline -- after 1990

There is a lot more data, but the evidence is consistent.

Computation goes down ~1990.

What went wrong in about 1990?

“The **1989** NCTM standards played the role of national standards....

Nearly all state standards after 1990 were modeled on the *1989 NCTM Standards*.”

-- from **Computation Skills, Calculators, and Achievement Gaps: An Analysis of NAEP Items**
Tom Loveless, The Brookings Institution, April 2004

Dr Loveless did a paper, which is on the internet,
and he says this:

The Math Wars

Short history:

**A quarter century of US 'math wars' and
political partisanship**

David Klein
California State University, Northridge

<http://www.csun.edu/~vcmth00m/bshm.html>

longer version:
<http://www.csun.edu/~vcmth00m/AHistory.html>

20

What's this about?

You can find more information in these references

in my posted slides. But briefly:

The NCTM is the National Council of Teachers of Mathematics

A curriculum group that publishes policy statements on K-12 math education.

NCTM's *An Agenda for Action*
(1980):

- “All students should have access to **calculators** and increasingly to computers **throughout** their school mathematics program.”

And these have become influential.

This NCTM recommendation said

Students should have access to calculators at ALL times.

And in

New Jersey
-- Current Math Standards

STANDARD 5 — TOOLS AND TECHNOLOGY

K-12 Overview

All students will regularly and routinely use calculators, computers, manipulatives, and other mathematical tools to enhance mathematical thinking, understanding, and power.

22

New Jersey, the state tells teachers to have
students use calculators
At ALL grade levels.

NJ: Use Calculators in 1st Grade

- Q and A
Core Standards in Mathematics
NJ State Board of Education – 2002 to current
- Q: The standard says that students will "use calculators as problem-solving tools..." For what grade levels is this a reasonable expectation?
- A: Calculators can and should be used at all grade levels The majority of questions on New Jersey's new third- and fourth-grade assessments in mathematics will assume student access to at least a four-function calculator.

-- <http://www.state.nj.us/education/frameworks/math/math3.pdf>

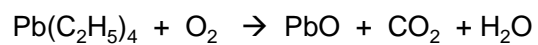
23

This is not optional for teachers

Take a look at that last paragraph.

In K-12 in the era of accountability, what gets tested had better get taught.

To Balance:



Use a calculator?

My question for you is:

If students are taught to use a calculator to balance an equation,
How far are they going to get in chemistry?

1989 NCTM Standards

Recommended for “**decreased** attention” were

- “Long division”
- “Relying on **outside authority** (teacher or answer key)”
- “Rote **practice**”
- “Paper and pencil **fraction** computation”,
- “Manipulating symbols”
- “Memorizing rules and algorithms”, and
- “Finding exact forms of answers”

25

In about 1990, NCTM published their standards

Let's talk about this. Decrease attention to

Exact answers: is it OK in math to teach $2 \times 2 = 6$?

Manipulating symbols. You wonder why they can't handle $y = mx + b$? It was de-emphasized.

Fractions? IF (pointer)

one of those outside authorities -- when you were in 5th grade --

had not had you practice

with fractions,

Slide 26

$$\begin{aligned}\mathcal{M} &= \frac{dRT}{P} \\ &= \frac{(3.09 \text{ g/L})(0.0821 \text{ L-atm/mol-K})(304 \text{ K})}{(735/760) \text{ atm}} \\ &= 79.7 \text{ g/mol}\end{aligned}$$

-- Brown, Lemay, 8th Ed. p. 368

Slide 27

thus

$$u_{\text{rms}} = \sqrt{\frac{3 \left(8.3145 \frac{\text{J}}{\text{K} \cdot \text{mol}} \right) (298 \text{ K})}{4.00 \times 10^{-3} \frac{\text{kg}}{\text{mol}}}} = \sqrt{1.86 \times 10^6 \frac{\text{J}}{\text{kg}}}$$

Since the units of J are $\text{kg} \cdot \text{m}^2/\text{s}^2$, this expression becomes

$$\sqrt{1.86 \times 10^6 \frac{\text{kg} \cdot \text{m}^2}{\text{kg} \cdot \text{s}^2}} = 1.36 \times 10^3 \text{ m/s}$$

-- Zumdahl, 5th Ed. p. 218

27

would you be in this room today?

Impact

“By 2000, all but two states ... modeled their own curriculum **standards** on the NCTM's, and publishers revised math **textbooks** to conform with NCTM's prescriptions.”

-- from

**Computation Skills, Calculators, and
Achievement Gaps:**

An Analysis of NAEP Items

Tom Loveless, The Brookings Institution, April 2004

28

Since nearly 48 of the 50 states adopted these standards

Is it surprising that students have trouble with calculations in the sciences?

2003: Data Stops Due to

No Child Left Behind (K-12)
Required States to

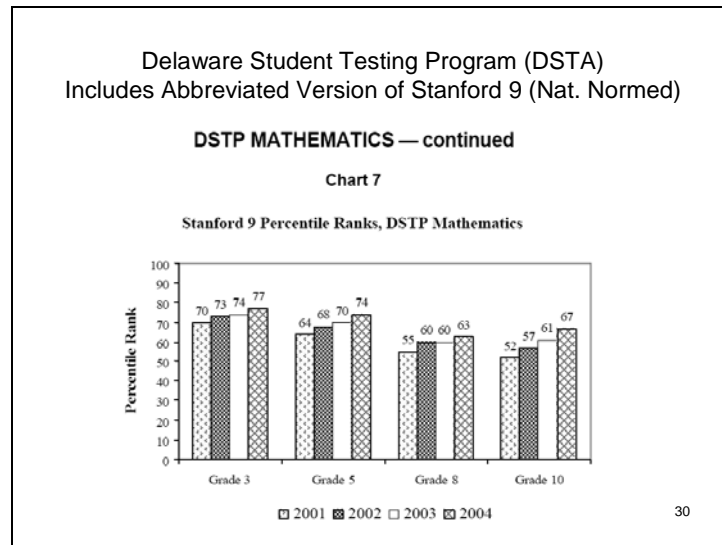
- Set State Standards and
- Test on State Standards

With high test costs, most states
stopped nationally normed tests

29

*** 7

Another factor affecting student preparation
to solve calculations was NCLB. Talk the slide.



Delaware does something good.

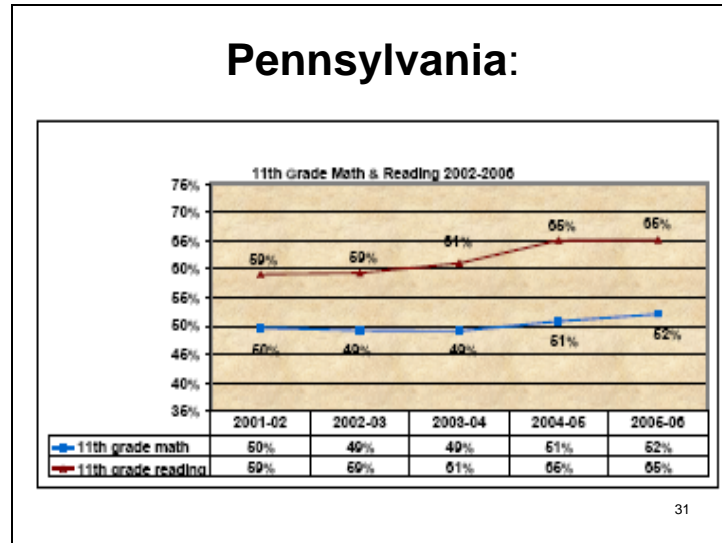
Delaware includes in their state test

A short portion of the Stanford test that has national norms.

And you can see progress vs. national norms

But they don't disaggregate for computation

And very few states report any national norms.



This state test says 50-52% of students are “proficient in math in PA,”
But what does that mean -- versus students in California, or China, or India?
That’s what’s important, and that’s not being measured.

Slide 32

New York

Regents Exams

All Students

		Percentage of students			
		Total Tested scoring at or above:			
		55	65	85	
	2007-08	109,414	90%	73%	15%
Physical Setting/ Chemistry	2006-07	108,034	90%	71%	13%
	2005-06	104,541	90%	74%	21%

32

New York

Reports the Regents results. That's useful.

In Maryland: Math Remediation

Among MD HS students who took the SAT or ACT in 2008 and who enrolled in MD public colleges or universities:

- **Core** students = 3 years of HS Math and 2 years of HS science; **Non-core** students = not.

A *remedial math* course in college was needed by

- 32% of core students and 49% of non-core students.

Including, at University of Maryland system campuses

- 14% of core students and 27% of non-core students.

And at MD community colleges

- 56% of core students and 69% of non-core students.

33

In Maryland: that's a good study to do,

But NO ONE is reporting computation scores

And few states are measuring versus the meaningful standards: what students elsewhere can do.

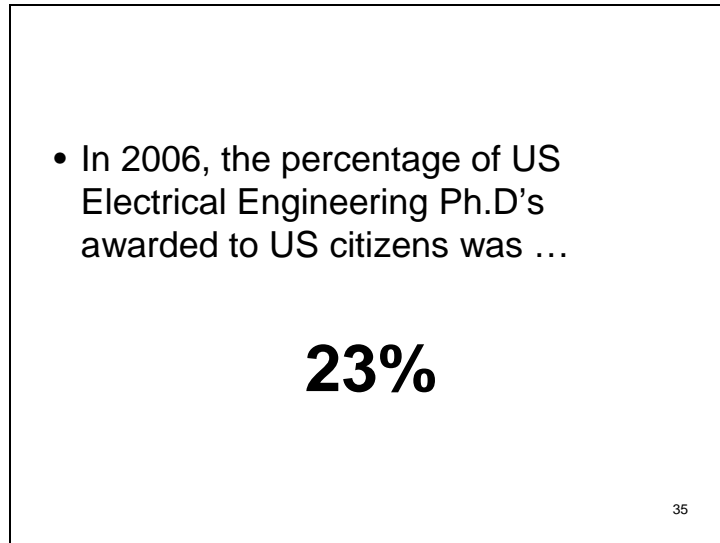
In 2006, the % of
U.S. Electrical Engineering Ph.D's
awarded to students
who were U.S. citizens was about

25% 50% 75% 90%

Where does this leave us? Try this question

Double E PhDs - the number that go to
children of our own citizens IS - who knows?

The answer is:



Its great that America gets first shot at the world's best and brightest

Many stay here and become leaders in our economy

But 23% means that very few of our own children

Are competitive in the world economy

Why? States ordered teachers to decrease attention to computation.

At 23% , our economy, our funds available for education,

And the ideals that America has always stood for,

I would submit are at real risk.

Slide 36



There is good news to report.

NIH Learning Research:

1995: NIH starts research on learning difficulties.

1998: NIH reports on comprehension/cognition.

2000: NIH NRP Report recommends

- Systematic, explicit instruction
- Drill and practice = fluency in fundamentals.

2004: NIH "Reading First" starts in Title I

2008: = Title I K-3 students tested, scores UP

37

In 1995, Congress and the President asked the NIH to investigate falling nationwide test scores in reading and math. The NIH did their usual gold-standard research on how students learn And made recommendations on how to improve instruction. And the NIH science worked.

Sacramento, CA

- Urban District – Low Scores
- 1998: New Superintendent adopts “Saxon Math” Series
- Saxon has computation and cognitive science emphasis
- Scores skyrocket.

Student Test Scores – Sacramento, CA			
Stanford Test – National Percentiles – Math Procedures			
YEAR	Grade 2	Grade 4	Grade 6
1998	30	32	43
1999	46	39	53
2000	55	50	61
2001	57	57	64
Change	Up 27	Up 25	Up 21

38

Sacramento, a high poverty urban district.

tried science-based math programs and

look at those amazing gains – just from adopting

Science-based textbooks.

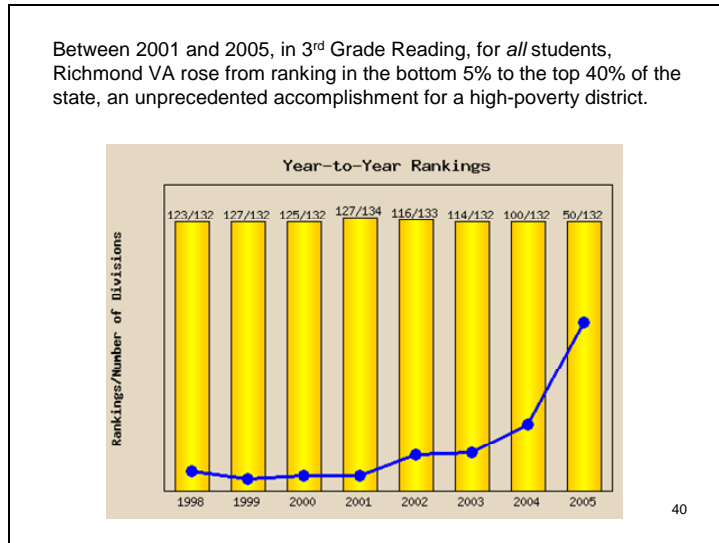
Richmond, VA

- 25,000 students
- Urban, High-poverty
- 70% Reduced and Free Lunch
- 90% African-American

39

Richmond VA is another urban, high poverty district.

Slide 40



In 2001, Richmond started using a new curriculum program

That was designed based on NIH cognitive research

And Richmond went from ranking 123 out of the 132 districts in the state to 50th out of 132: From bottom 5% to the top half of the state in 4 years.

Two Philosophies vs. Science

The Traditionalists believed in

- Drill and Practice, Memorization of Facts
- Learning is Hard Work

The Progressives believed

- Children Learn Naturally, By Discovery
- Don't "Drill and Kill"

NIH/Cognitive Science research:

- Play Motivates, But LT Learning = Drill

41

The NIH research addressed the great debate over
drill and practice versus discovery

And said, there is a time and place for both.

NCTM: Based on Extrapolation

- Science: Children learn speech w/o instruction.

Therefore

- Children are born to learn naturally
- Students learn best w/o explicit instruction
- The best learning is natural, by play

An appealing, romanticist view of childhood and learning.

NIH/Cognitive Science findings:

- Discovery & Inquiry Motivate Students
- Teaching Concepts is Crucial
- Speech is learned naturally (to age ~12)

However:

43

The NIH research says
is that the NCTM got some things right

NIH/Cognitive Science findings:

- **Other** learning is not natural; is hard work. Solving problems like an expert requires
- Extensive Knowledge In LT **Memory** +
- Fluency: Automaticity in the fundamentals
Learned by
- Spaced Drill and **Practice** + Overlearning

-- *NRP Report*, NIH (2000), Willingham, *Cognition* (2004)

44

But that, except for learning speech,

Which evolution has designed children (until age ~12) to do learning takes practice.

NIH says the role models for our students


Should be people famous for their work ethic.

Slide 45



Lindsay Vonn

Slide 46



MJ

Slide 47



Joshua Bell

Memorization?

- “Data from the last 30 years lead to a conclusion that is not scientifically challengeable: thinking well requires knowing facts.... The very processes that teachers care about most-critical thinking processes like reasoning and problem solving-are intimately intertwined with factual knowledge that is in long-term memory (not just in the environment).

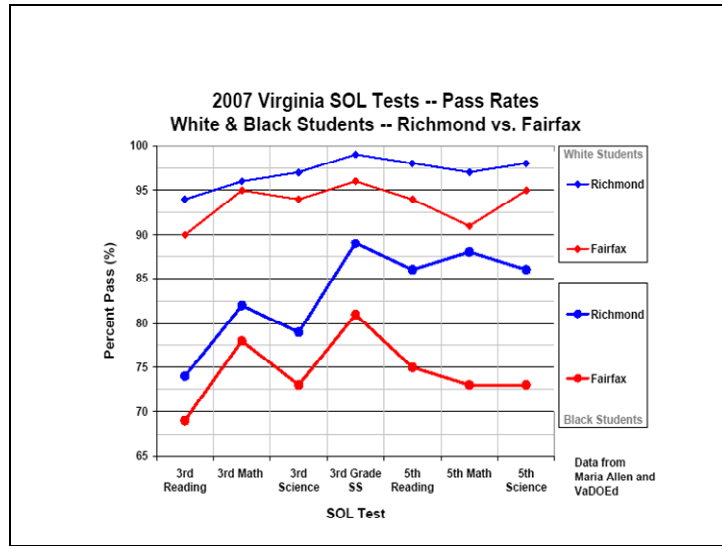
*There is one important exception-how experts think. Building expertise actually changes the thought process, but such change takes many years of advanced study.“

-- Daniel Willingham

http://archive.aft.org/pubs-reports/american_educator/issues/spring2009/index.htm

48

Cognitive scientists now universally agree that learning takes memorization: Drill that moves facts into long-term memory.



Does this work? The NIH science works so well that in Virginia
In 5th grade math, Richmond black students are scoring nearly the same as
white students in Fairfax Co. VA

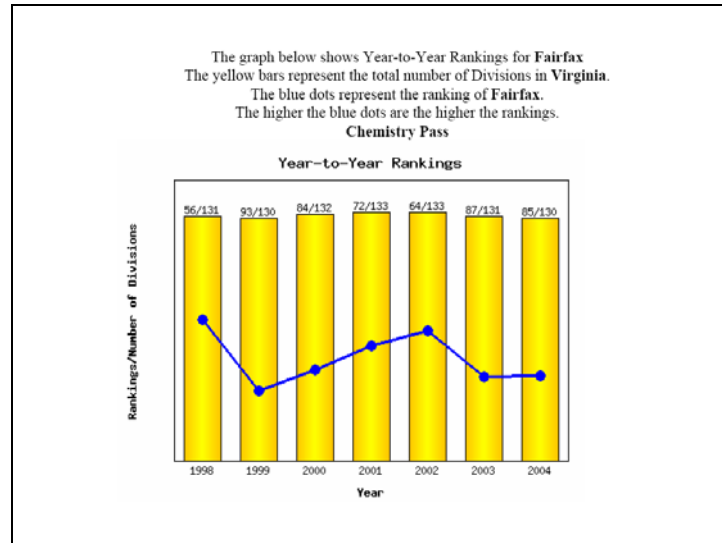
One of the nation's wealthiest suburban school district.

Despite all of the real disadvantages of poverty.

This shows how scientific research can help with issues that have divided
our nation for over 400 years.

Fairfax uses NCTM-type curricula, Richmond uses NIH-research-based curricula.

Slide 50



Wealthy Fairfax County has been below the state average on the state Tests in Chemistry for 9 of the past 11 years.
NCTM-based curricula are one key reason why.

For First-Year Engineers

- Don Dahm at Rowan Univ. taught 2 semesters of General Chemistry on the schedule of a ONE semester course,
- Then gave the *ACS General Chemistry 2 Semester Exam*
- Don's students scored at the average...

51

In chemistry: I've been involved in a project with Don Dahm - Don is here -- wave Don, To apply the NIH research to chemistry One goal is to fill in gaps in computation skills as homework before lecture so that you have more time in lecture to work on concepts.

Don did this teaching "2 semesters in one semester" experiment, and Don's students scored at the

63rd ACS Percentile

- In part by assigning math computation lessons as homework prep for lecture.
- Details on his model (plus all assignments -- Free): Search "ACS ChED CCCE Newsletter" Or
- http://ched-ccce.org/newsletter/Pages_NewsF09/F2009_News.html

52

We think Don's approach will work with any group of first year students

If you might like to try an experiment like this,

Ply Don with coffee in a few minutes..., or send him an email at Rowan.

All of the lessons Don used are FREE online at the reference shown here.

At Frostburg

Read about Mary Mumper's success using a Prep Chem design focused on computation, also at:

"ACS ChED CCCE Newsletter" or

http://ched-ccce.org/newsletter/Pages_NewsF09/F2009_News.html

53

15:10

Mary M at FB has also used the same lessons in preparatory chem. and has gotten very good results, which you can also read about here.

The Opportunity for Change

March, 2010:

National Governor's Assn.
proposes

- K-12 "Common Core Standards"
- Non-federal, state voluntary
draft "National Standards"

In the past month, a new set of national math standards has been proposed.

For a review of the
Common Core Math Standards:

- http://edexcellence.net/doc/20100323_CommonCoreReview_Math.pdf

The standards are here.

Common Core Standards:

Good on Computation:

- “Fluently add and subtract within 20. By end of Grade 2, know from memory sums of one-digit numbers.” (Grade 2)
- “Fluently ... multiply whole numbers using the standard algorithm....” (Grade 5)
- Fluent means: fast from memory.

56

They are pretty good on computation

And they are about to be debated in just about every state.

And that's an opportunity for you and your colleagues to be heard.

A Suggestion:

1. Gather the available computation DATA for your state.
2. Share it with Physics, Engineering, *and* Math colleagues.

I have put up on these web slides some suggestions on how to get involved.

3. Decide Goals. Consider:

- a. Include chemists, physicists, and engineers on committees deciding *computation* standards.
- b. No calculator use before 7th grade?
- c. State testing that includes mental arithmetic
- d. Tests that measure versus international norms
- e. Test on “ready-for-college” standards
- f. Report computation scores
- g. High test security and reliability

Including some possible goals

The Key to Success

4. Take DATA to technology **business** leaders. Ask support for goals. You'll get it.
5. Take **business** leaders to ask **political** leaders for support.

And how to win.

Results

- 6. You will achieve your goals.**
7. In 5 years, you will start to see better prepared students.

60

But it will take time to get students with a good foundation to you.

Good math instruction needs to start in Grade 3,

But those students then take 10 years to get to Grade 13.

That's all the more reason to start now.

And the opportunity to be heard will pass quickly.

Meanwhile

Consider temporary fixes
that teach computation outside of class
such as Don and Mary's.

In the meantime, consider this.

Summary:

- Student STEM calculation skills have fallen substantially.
- We see it. Data proves it. They are unprepared for STEM courses.

Because:

- State standards = NCTM = deemphasized teaching of math computation.
- State tests do not report computation.

62

In conclusion,

We know that student skills needed for STEM fields have fallen.

We know the reasons.

We know what to do about it.

Bottom Line

- STEM Workforce Skills are in Decline
and our Economy is in Trouble

BUT Good News:

- Scientific Research on Learning
= Improved Curriculum = Student Gains
- We know how to fix the problem
- 2010: “Common Core Standards”
= Opportunity To Win Change

But we act together, we can win change.

Our responsibility

- If we see a serious problem in student preparation for STEM, we need to let the public and decision-makers know.
- Point out how science-based instruction can fix the problem.
- Insist that they address the problem.

64

A primary goal in first year chemistry is to encourage students to enter STEM majors.

But if your supply chain does not do its job, You cannot do yours.

No one is reporting data on math computation.

So, unless STEM instructors speak up, No one will know that there is a problem.

I hope that for the sake of our children and the nation

You will insist that your state leaders decide

That we need to teach students how to do math computation

Before they get to chemistry.

Slide 65

These slides are posted at
www.ChemReview.Net
at the MARM tab on the left.
(The lessons used by Don and
Mary are also posted there)
Done! Questions?

65

That's it.

Thank you for your patience.

The slides are posted here.

Please feel free to use them.

Did I leave time for Questions?

*16:50